

OS Oil/Water Separators

Separate Lubricant Carryover From Air Treatment Condensate

Oil carryover from oil-lubricated compressors is common in today's compressed air systems. The lubricant aerosols combine with water vapor that is present in the compressed air. When cooled in downstream equipment such as aftercoolers, dryers, filters and separators, the aerosols and vapors condense to form a liquid mixture that needs to be removed from the compressed air stream. The presence of lubricants in the liquid condensate may render it unsafe for discharge into surface water, sanitary sewers and wastewater treatment plants.

Using absorption technology, ZEKs OS Oil/Water Separators remove over 99% of oil content (mineral, synthetic, semi-synthetic, and polyglycol ¹) and stable emulsions from the condensate discharge of a compressed air system. Replaceable filter element bags trap lubricants but allow water to pass through the OS separator. The conditioned water meets stringent EPA guidelines and conforms to State and local codes. Testing shows that lubricant carryover in the separated water is 10ppm or lower. Proper disposal, as stated by local and State guidelines, is necessary only for the oil soaked elements.


The multi-tower units have no moving parts and require no electrical hookup. Seamless molded-plastic construction will not crack or leak while removable lids provide easy access for periodic element replacement. Units can remain in service during the simple element replacement procedure. A port used to collect samples for visual inspection of outgoing separated wastewater is conveniently located.

Four OS models are available to enable efficient oil/water separation in large or small compressed air systems. Model selection is based on total air compressor capacity and lubricant type. Multiple sources of condensate can be connected simultaneously. Reference the Technical Specifications chart on the reverse side of this page to choose the model that meets or exceeds the total compressor volume (scfm). Installation requires positioning of the unit for efficient collection of condensate from all sources, and connection to inlet and outlet piping.

Effective In All Compressed Air Systems

- **Separates mineral, synthetic and semi-synthetic lubricants, stable emulsions and polyglycol**
- **Requires no electricity**
- **Receives condensate discharged by intelligent drains, timed solenoid drains, manual drains or float style drains**
- **Easy to install and maintain**
- **Operates with all makes of compressors**


¹ Special Polyglycol elements required for Polyglycol Lubricated compressed air systems. Polyglycol units denoted with 'PG' suffix on model number.



OS300/OS300PG



OS751/OS751PG



OS1251/OS1251PG



OS2501/OS2501PG

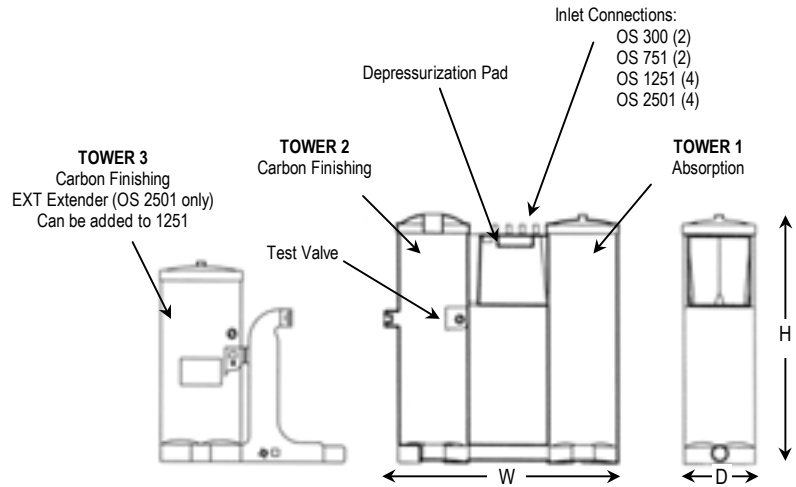


To conform to available space, the 3-tower OS 2501 can be configured in-line or at a right angle.

OS Oil/Water Separator Dimensions

Model	W	D	H
OS300/OS300PG	28"	10"	26"
OS751/OS751PG	40"	14"	32"
OS1251/OS1251PG	39"	15"	44"
OS2501/OS2501PG	(inline) 73" (angled) 39"	15" 49"	44"

Overall dimensions indicated.



Technical Specifications

MODEL	AIR COMPRESSOR CAPACITY	APPLICATION	CONNECTION SIZE		REPLACEABLE ELEMENT ITEM NUMBER	ELEMENT TYPE	ELEMENT APPLICATION
			(Qty) INLETS	OUTLET			
OS300 2-Tower Unit	Up to 300 scfm	Mineral, Synthetic, Semi-Synthetic Oils, Stable Emulsions	(2) 1/2"	1/2"	683535	Absorption (TWR 1)	Mineral Oil, Synthetic Oil, Semi-Synthetic Oil
					683536	Carbon Finishing (TWR 2)	Mineral Oil, Synthetic Oil, Semi-Synthetic Oil, Polyglycol
OS300PG 2-Tower Unit	Up to 300 scfm	Polyglycol	(2) 1/2"	1/2"	683749	Absorption (TWR 1)	Polyglycol
					683536	Carbon Finishing (TWR 2)	Mineral Oil, Synthetic Oil, Semi-Synthetic Oil, Polyglycol
OS751 2-Tower Unit	300 to 750 scfm	Mineral, Synthetic, Semi-Synthetic Oils, Stable Emulsions	(2) 1/2"	1/2"	684130	Absorption (TWR 1)	Mineral Oil, Synthetic Oil, Semi-Synthetic Oil
					684132	Carbon Finishing (TWR 2)	Mineral Oil, Synthetic Oil, Semi-Synthetic Oil, Polyglycol
OS751PG 2-Tower Unit	300 to 750 scfm	Polyglycol	(2) 1/2"	1/2"	684131	Absorption (TWR 1)	Polyglycol
					684132	Carbon Finishing (TWR 2)	Mineral Oil, Synthetic Oil, Semi-Synthetic Oil, Polyglycol
OS1251 2-Tower Unit	750 - 1250 scfm	Mineral, Synthetic, Semi-Synthetic Oils, Stable Emulsions	(4) 1/2"	1/2"	683750	Absorption (TWR 1)	Mineral Oil, Synthetic Oil, Semi-Synthetic Oil
					683752	Carbon Finishing (TWR 2)	Mineral Oil, Synthetic Oil, Semi-Synthetic Oil, Polyglycol
OS1251PG 2-Tower Unit	750 - 1250 scfm	Polyglycol	(4) 1/2"	1/2"	683751	Absorption (TWR 1)	Polyglycol
					683752	Carbon Finishing (TWR 2)	Mineral Oil, Synthetic Oil, Semi-Synthetic Oil, Polyglycol
OS2501 3-Tower Unit	1250 - 2500 scfm	Mineral, Synthetic, Semi-Synthetic Oils	(4) 1/2"	1/2"	683750	Absorption (TWR 1)	Mineral Oil, Synthetic Oil, Semi-Synthetic Oil
					683752	Carbon Finishing (TWR 2)	Mineral Oil, Synthetic Oil, Semi-Synthetic Oil
					683753	Carbon Finishing (TWR 3)	Extends Absorption Time
OS2501PG 3-Tower Unit	1250 - 2500 scfm	Polyglycol	(4) 1/2"	1/2"	683751	Absorption (TWR 1)	Polyglycol
					683752	Carbon Finishing (TWR 2)	Mineral Oil, Synthetic Oil, Semi-Synthetic Oil, Polyglycol
					683753	Carbon Finishing (TWR 3)	Extends Absorption Time
OSEXT / OSEXTPG		Mineral, Semi & Synthetic Oils, Stable Emulsions, Polyglycol	(4) 1/2"	1/2"	683753	Carbon Finishing (TWR 3)	Extends Absorption Time

OS 1251 separation capacity can be expanded at any time through addition of an OS EXT carbon finishing tower. Technical specifications, as well as installation and maintenance procedures then match those of the OS 2501.



INNOVATIVE COMPRESSED AIR SOLUTIONS
www.zeks.com

1302 Goshen Parkway
West Chester, PA 19380
Phone: 610-692-9100 Fax: 610-692-9192 Web: www.zeks.com

Specifications, illustrative materials and descriptions contained herein were as accurate as known at the time this publication was approved for reproduction. The company reserves the right to change specifications, discontinue models, equipment or design without notice and without incurring obligation. The information set out in this brochure is for preliminary information only and is not intended to constitute any representation or warranty by ZEKS to potential customers or to form the basis of a contract with any customer.